

GRAIN GUARD



Storage & Accessories

GRAIN GUARD

INNOVATION IS OUR TRADITION

World Class Manufacturing & Design


Grain Guard's bin manufacturing facility employs the most advanced roll-forming equipment. Designed with end-user satisfaction in mind, our bins assemble quickly and easily without sacrificing strength and quality.

Grain Guard bins stand up to the elements. Our 4" wide corrugation bin line-up offers more flat bottom storage capacity than ever before and features a unique 1/2" corrugation depth and 3" high roof rib design, ensuring industry leading strength and stability.

All Grain Guard bins feature a standard galvanization level of G115, offering 25% more protection than the industry standard, G90. Our stiffeners are rolled-formed deep, galvanized lipped hat sections for maximum efficiency.

We are committed to innovation. Our latest design improvements include Grain Guard's concrete foundation system and unique variable strength roof loading design.

Innovation is our tradition.



Corrugation Line



Floor Line



State-of-the-art technology



Punch-Curve Line

Grain Guard offers a range of flat and hopper bottom grain bins from 2,370 to 684,240 bushels

The Complete Package

Grain Guard's 4" wide corrugated bin line is complimented by it's aeration equipment to complete your grain storage system in one stop. Grain Guard offers over 40 years of experience producing industry leading aeration equipment and fans.

The primary purpose of aeration is to control the temperature of the grain while preventing spoilage. This allows high moisture grain to be stored safely until it is convenient to be dried – even well after harvest has been completed.


The addition of grain storage equipment to the established aeration equipment line-up from Grain Guard provides an effective product mix for your operation's performance and profitability.

With more than 100,000 fans in operation Grain Guard remains the leader in aeration design



4" CORRUGATED GRAIN BINS SOMETHING BIG IN STORE

Flat Bottom See pages 8-18 for specifications



Roof Design

- Corrugated with 30-degree roof slope on all models
- 3" high multi-step roof rib
- Pre-punched rolled edge flange for 15" round or gooseneck roof vents
- 40" filler cap opening with remote opener
- Additional rib stiffeners available for higher snow loads, higher peak loads or temperature cable loads



Ladder Design

- Optional outside and inside ladders available
- Outside ladder includes safety cage for bins 6, 7 and 8 tiers high
- Outside ladder includes safety cage and platform for bins 9-12 tiers high



Full Floor Aeration

- Easy to install full floor aeration
- Available in 18 and 20-gauge
- 7" wide lanced planking with 12% open area
- 13" and 17" floor supports available



GRAIN GUARD 

A complete line-up of features and options allow you to create a custom grain storage system to suit your farming operation




Bin Unload

- High capacity 11" U-trough unload
- 8" or 10" tube unload
- 7" power sweep
- Large center hopper
- Pre-positioned intermediate hopper
- Incline, vertical or horizontal powerheads available



Stiffeners

- Complete catalogue available as stiffened or unstiffened
- Roll-formed deep, galvanized lipped hat sections for maximum efficiency
- Standard stiffeners are 88" and cover two rings; special top stiffeners are shorter to accommodate the wall height
- All stiffener material is ASTM 653, Grade 50, Class 1



Door

- A large walk door, 64" x 30", standard on all unstiffened and stiffened bins
- Three heavy-duty inner panels to allow easy access to the bin
- A single pin door is used on 15' to 30' bins and a double pin door is used on series 33' and larger
- Heavy-duty frame maintains the bins side-wall integrity
- Optional auger chute available in bins up to 7750 bushel (260 m³) capacity

Hopper Topper See pages 19 for specifications

Grain Guard also offers a line-up of 4" corrugated hopper toppers designed to fit 15', 18', 21', 24' and 27' hopper bottoms. With capacities reaching over 18,000 bushels, these new hopper bins are a great storage asset to any farming operation.



GRAIN GUARD'S AERATION SOLUTIONS

Aeration & Conditioning



High Speed Centrifugal Fans

- Available in 3-10hp sizes
- Adapts to most aeration systems
- Precision balanced steel fanwheel ensures maximum airflow and efficiency
- Enclosed, fan-cooled motor
- Weather-proof electrical controls



In-Line Centrifugal Fans

- Available in 3-10hp sizes
- 18", 24" and 28" diameter openings
- Precision balanced steel fan wheel ensures maximum airflow and efficiency
- Aerodynamically designed inlet cone
- Weather-proof electrical controls
- Air-over cooled motor



Low Speed Centrifugal Fans

- 1750rpm, available with or without controls
- Totally enclosed, fan-cooled motor
- Balanced, powder coated, seam welded, steel centrifugal wheel
- Adjustable feet

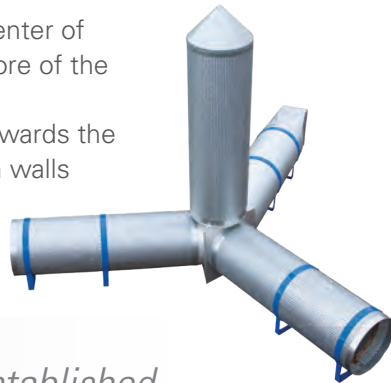


Axial Fans

- 3450rpm, available with or without controls
- Galvanized control box
- Balanced, cast aluminum blade with airfoil design
- Air-over cooled motor

Helper

- The Rocket penetrates the center of the bin, forcing air into the core of the grain mass
- Floor ducts push air down towards the floor and out towards the bin walls



Straight Duct

Available in 18" and 24" diameters, the Grain Guard Next Generation Aeration Tube is ideal for conditioning and cooling grain. The new design includes laser-cut internal rings providing increased strength, as well as downward facing louvers that provide improved cleanout. The Next Generation Aeration Tube is also now available in 3', 4', 6', 7' and 8' sections that will adapt to more hopper bin diameters.

Grain Guard has an established catalog of aeration and conditioning equipment for your grain storage management

You invest in a bin to protect your product from the elements, but what is guarding your grain from spoilage on the inside?

Rocket Aeration Systems

The Next Generation Rocket

Grain Guard's experienced research and development team has innovated the Rocket Aeration System, yet again. The improved Next Generation Rocket Features:

- Smooth louvered surface allows for cleaner unloading
- up to 8% more surface area than the Classic Rocket
- Improved performance through re-design to provide more air delivery to the center of the hopper, where air is most difficult to move
- Reduced weight, redesigned side legs and internal support rings provide greater structural strength, up to 125% greater than the Classic Rocket
- Improved design results in increased vertical loading up to 30' in grain height
- 3 leg design provides better stability in the bin
- The Next Generation Rocket is a result of 5 years of field testing



The Retro Rocket

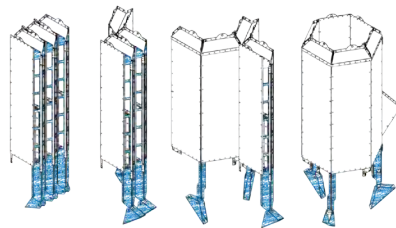
Hopper bottom bins without aeration?
It's not too late to dry your grain!

The revolutionary Retro Rocket, the only do-it-yourself rocket system that allows you to retrofit existing hopper bottom and smooth-walled bins with farm proven Grain Guard aeration.



RETRO ROCKET
Making Sense of Rocket Science.

Retro Rocket Unfold Sequence



Slide Retro Rocket through manhole



Suspend Retro Rocket by winch inside hopper



Unfold Retro Rocket



Easy two-person install

4" WIDE CORRUGATION, FLAT BOTTOM, UNSTIFFENED GRAIN BINS

Diameter (feet) <small>Actual Diameter (feet) Actual Diameter (meters)</small>	Model No.	Tiers	Overall Height		Eave Height		Volume			Metric Tonnes (Compacted)			
			feet	meters	feet	meters	ft ³	m ³	Bushels (Compacted)	Wheat 770 kg/m ³	Corn 720 kg/m ³	Rice 580 kg/m ³	Sunflower 510 kg/m ³
15 14' 11" 4.55 m	15-04U	04	19' 4"	5.89	14' 10"	4.52	2,808	80	2,370	65	61	49	43
	15-05U	05	23' 0"	7.01	18' 6"	5.64	3,450	98	2,910	80	75	60	53
	15-06U	06	26' 8"	8.13	22' 2"	6.75	4,091	116	3,450	95	89	72	63
	15-07U	07	30' 4"	9.25	25' 10"	7.87	4,732	134	3,990	109	102	82	72
	15-08U	08	34' 0"	10.36	29' 6"	8.99	5,373	152	4,540	124	116	93	82
	15-09U	09	37' 8"	11.48	33' 2"	10.11	6,014	170	5,080	139	130	105	92
	15-10U	10	41' 4"	12.60	36' 10"	11.22	6,655	188	5,620	154	144	116	102
18 17' 11" 5.46 m	18-04U	04	20' 2"	6.16	14' 10"	4.52	4,111	116	3,470	95	89	72	63
	18-05U	05	23' 10"	7.27	18' 6"	5.64	5,034	143	4,250	116	109	87	77
	18-06U	06	27' 6"	8.39	22' 2"	6.75	5,957	169	5,030	138	129	104	91
	18-07U	07	31' 2"	9.51	25' 10"	7.87	6,880	195	5,810	159	149	120	105
	18-08U	08	34' 10"	10.63	29' 6"	8.99	7,804	221	6,590	180	169	136	119
	18-09U	09	38' 6"	11.74	33' 2"	10.11	8,727	247	7,370	202	189	152	134
	18-10U	10	42' 2"	12.86	36' 10"	11.22	9,650	273	8,150	223	209	168	148
21 20' 11" 6.37 m	21-04U	04	21' 1"	6.42	14' 10"	4.52	5,686	161	4,800	131	123	99	87
	21-05U	05	24' 9"	7.53	18' 6"	5.64	6,942	197	5,860	160	150	121	106
	21-06U	06	28' 5"	8.65	22' 2"	6.75	8,199	232	6,920	189	177	142	125
	21-07U	07	32' 1"	9.77	25' 10"	7.87	9,456	268	7,980	219	205	165	145
	21-08U	08	35' 9"	10.89	29' 6"	8.99	10,712	303	9,040	248	232	187	164
	21-09U	09	39' 5"	12.00	33' 2"	10.11	11,969	339	10,100	277	259	209	183
	21-10U	10	43' 1"	13.12	36' 10"	11.22	13,225	375	11,160	306	286	230	203
24 23' 10" 7.28 m	24-04U	04	21' 11"	6.68	14' 10"	4.52	7,545	214	6,370	174	163	131	115
	24-05U	05	25' 7"	7.79	18' 6"	5.64	9,186	260	7,750	212	199	160	140
	24-06U	06	29' 3"	8.91	22' 2"	6.75	10,827	307	9,140	250	234	188	166
	24-07U	07	32' 11"	10.03	25' 10"	7.87	12,469	353	10,520	288	270	217	191
	24-08U	08	36' 7"	11.15	29' 6"	8.99	14,110	400	11,910	326	305	246	216
	24-09U	09	40' 3"	12.27	33' 2"	10.11	15,751	446	13,290	364	341	274	241
	24-10U	10	43' 11"	13.38	36' 10"	11.22	17,392	493	14,680	402	376	303	266
27 26' 10" 8.19 m	27-04U	04	22' 9"	6.94	14' 10"	4.52	9,699	275	8,190	224	210	169	148
	27-05U	05	26' 5"	8.06	18' 6"	5.64	11,776	333	9,940	272	255	205	180
	27-06U	06	30' 1"	9.18	22' 2"	6.75	13,853	392	11,690	320	300	241	212
	27-07U	07	33' 9"	10.29	25' 10"	7.87	15,930	451	13,450	368	345	277	244
	27-08U	08	37' 5"	11.41	29' 6"	8.99	18,008	510	15,200	416	390	313	276
	27-09U	09	41' 1"	12.53	33' 2"	10.11	20,085	569	16,950	464	435	350	307
	27-10U	10	44' 9"	13.65	36' 10"	11.22	22,162	628	18,710	512	480	386	339
30 29' 10" 9.10 m	30-04U	04	23' 8"	7.20	14' 10"	4.52	12,159	344	10,260	281	263	212	186
	30-05U	05	27' 4"	8.32	18' 6"	5.64	14,723	417	12,430	340	319	256	225
	30-06U	06	30' 12"	9.44	22' 2"	6.75	17,288	490	14,590	400	374	301	265
	30-07U	07	34' 8"	10.56	25' 10"	7.87	19,852	562	16,760	459	430	346	304
	30-08U	08	38' 4"	11.67	29' 6"	8.99	22,417	635	18,920	518	485	390	343
	30-09U	09	41' 12"	12.79	33' 2"	10.11	24,981	707	21,090	577	541	435	382
	30-10U	10	45' 8"	13.91	36' 10"	11.22	27,546	780	23,250	637	596	480	422

4" WIDE CORRUGATION, FLAT BOTTOM, UNSTIFFENED GRAIN BINS

Diameter (feet) <small>Actual Diameter (feet) Actual Diameter (meters)</small>	Model No.	Tiers	Overall Height		Eave Height		Volume			Metric Tonnes (Compacted)			
			feet	meters	feet	meters	ft ³	m ³	Bushels (Compacted)	Wheat 770 kg/m ³	Corn 720 kg/m ³	Rice 580 kg/m ³	Sunflower 510 kg/m ³
33 32' 10" 10.01 m	33-04U	04	24' 6"	7.47	14' 10"	4.52	14,936	423	12,610	345	323	260	229
	33-05U	05	28' 2"	8.59	18' 6"	5.64	18,039	511	15,230	417	390	314	276
	33-06U	06	31' 10"	9.71	22' 2"	6.75	21,142	599	17,840	489	458	368	324
	33-07U	07	35' 6"	10.83	25' 10"	7.87	24,245	687	20,460	560	525	422	371
	33-08U	08	39' 2"	11.94	29' 6"	8.99	27,348	774	23,080	632	592	476	419
	33-09U	09	42' 10"	13.06	33' 2"	10.11	30,451	862	25,700	704	659	530	466
	33-10U	10	46' 6"	14.18	36' 10"	11.22	33,554	950	28,320	776	726	585	514
36 35' 10" 10.91 m	36-04U	04	25' 5"	7.74	14' 10"	4.52	18,041	511	15,230	417	390	314	276
	36-05U	05	29' 1"	8.86	18' 6"	5.64	21,734	615	18,340	502	470	378	332
	36-06U	06	32' 9"	9.98	22' 2"	6.75	25,427	720	21,460	588	550	443	389
	36-07U	07	36' 5"	11.10	25' 10"	7.87	29,120	825	24,580	673	630	507	446
	36-08U	08	40' 1"	12.21	29' 6"	8.99	32,813	929	27,700	758	710	571	502
	36-09U	09	43' 9"	13.33	33' 2"	10.11	36,506	1,034	30,810	844	790	636	559
	36-10U	10	47' 5"	14.45	36' 10"	11.22	40,198	1,138	33,930	929	870	700	615
42 41' 9" 12.73 m	42-04U	04	26' 11"	8.19	14' 10"	4.52	25,281	716	21,340	584	547	440	387
	42-05U	05	30' 7"	9.31	18' 6"	5.64	30,307	858	25,580	700	656	527	464
	42-06U	06	34' 3"	10.43	22' 2"	6.75	35,334	1,001	29,820	817	765	615	541
	42-07U	07	37' 11"	11.55	25' 10"	7.87	40,360	1,143	34,070	933	873	703	618
	42-08U	08	41' 7"	12.67	29' 6"	8.99	45,387	1,285	38,310	1,049	982	790	695
	42-09U	09	45' 3"	13.78	33' 2"	10.11	50,413	1,428	42,550	1,165	1,091	878	772
	42-10U	10	48' 11"	14.90	36' 10"	11.22	55,440	1,570	46,790	1,281	1,200	965	848

NOTES

1. Grain bin volumes and capacities based on ASAE S413.1 DEC97.
2. Volume based on 28-degree angle of repose in roof, filled to a height 25 mm (1") below the eave height.
3. Bushel capacity is compacted 6%.

4" WIDE CORRUGATION, FLAT BOTTOM, STIFFENED GRAIN BINS

Diameter (feet) <small>Actual Diameter (feet) Actual Diameter (meters)</small>	Model No.	Tiers	Overall Height		Eave Height		Volume			Metric Tonnes (Compacted)			
			feet	meters	feet	meters	ft ³	m ³	Bushels (Compacted)	Wheat 770 kg/m ³	Corn 720 kg/m ³	Rice 580 kg/m ³	Sunflower 510 kg/m ³
18 17' 11" 5.46 m	18-05S	5	23' 11"	7.29	18' 7"	5.65	5,050	143	4,300	117	109	88	77
	18-06S	6	27' 7"	8.41	22' 3"	6.77	5,973	169	5,090	138	129	104	91
	18-07S	7	31' 3"	9.53	25' 11"	7.89	6,896	195	5,880	159	149	120	105
	18-08S	8	34' 11"	10.65	29' 7"	9.01	7,819	221	6,660	181	169	136	120
	18-09S	9	38' 7"	11.76	33' 3"	10.13	8,743	248	7,450	202	189	152	134
	18-10S	10	42' 3"	12.88	36' 11"	11.24	9,666	274	8,240	223	209	168	148
	18-11S	11	45' 11"	14.00	40' 7"	12.36	10,589	300	9,020	245	229	185	162
	18-12S	12	49' 7"	15.12	44' 3"	13.48	11,512	326	9,810	266	249	200	176
	18-13S	13	53' 3"	16.23	47' 11"	14.60	12,436	352	10,600	287	269	216	190
	18-14S	14	56' 11"	17.35	51' 7"	15.71	13,359	378	11,380	309	289	233	205
	18-15S	15	60' 7"	18.47	55' 3"	16.83	14,282	404	12,170	330	309	249	219
	18-16S	16	64' 3"	19.59	58' 11"	17.95	15,205	431	12,960	351	329	264	232
21 20' 11" 6.37 m	21-05S	5	24' 9"	7.55	18' 7"	5.65	6,964	197	5,930	161	151	121	107
	21-06S	6	28' 5"	8.67	22' 3"	6.77	8,220	233	7,000	190	178	143	126
	21-07S	7	32' 1"	9.79	25' 11"	7.89	9,477	268	8,080	219	205	165	145
	21-08S	8	35' 9"	10.91	29' 7"	9.01	10,734	304	9,150	248	232	187	164
	21-09S	9	39' 5"	12.02	33' 3"	10.13	11,990	340	10,220	277	259	209	184
	21-10S	10	43' 1"	13.14	36' 11"	11.24	13,247	375	11,290	306	287	231	203
	21-11S	11	46' 9"	14.26	40' 7"	12.36	14,504	411	12,360	335	314	252	222
	21-12S	12	50' 5"	15.38	44' 3"	13.48	15,760	446	13,430	364	341	274	241
	21-13S	13	54' 1"	16.49	47' 11"	14.60	17,017	482	14,500	393	368	296	260
	21-14S	14	57' 9"	17.61	51' 7"	15.71	18,273	517	15,570	422	395	318	280
	21-15S	15	61' 5"	18.73	55' 3"	16.83	19,530	553	16,640	451	423	340	299
	21-16S	16	65' 1"	19.85	58' 11"	17.95	20,787	589	17,710	480	450	362	318
21-17S	17	68' 9"	20.96	62' 7"	19.07	22,043	624	18,780	509	477	384	337	
21-18S	18	72' 5"	22.08	66' 3"	20.18	23,300	660	19,850	539	504	406	357	
24 23' 10" 7.28 m	24-05S	5	25' 8"	7.81	18' 7"	5.65	9,214	261	7,850	213	199	160	141
	24-06S	6	29' 4"	8.93	22' 3"	6.77	10,855	307	9,250	251	235	189	166
	24-07S	7	32' 12"	10.05	25' 11"	7.89	12,497	354	10,650	289	270	218	191
	24-08S	8	36' 8"	11.17	29' 7"	9.01	14,138	400	12,050	327	306	246	216
	24-09S	9	40' 4"	12.28	33' 3"	10.13	15,779	447	13,450	365	341	275	242
	24-10S	10	43' 12"	13.40	36' 11"	11.24	17,420	493	14,840	403	377	303	267
	24-11S	11	47' 8"	14.52	40' 7"	12.36	19,062	540	16,240	441	413	332	292
	24-12S	12	51' 4"	15.64	44' 3"	13.48	20,703	586	17,640	478	448	360	317
	24-13S	13	54' 12"	16.75	47' 11"	14.60	22,344	633	19,040	516	484	389	342
	24-14S	14	58' 8"	17.87	51' 7"	15.71	23,986	679	20,440	554	519	418	367
	24-15S	15	62' 4"	18.99	55' 3"	16.83	25,627	726	21,840	592	555	446	392
	24-16S	16	65' 12"	20.11	58' 11"	17.95	27,268	772	23,230	630	590	475	417
24-17S	17	69' 8"	21.22	62' 7"	19.07	28,909	819	24,630	668	626	503	443	
24-18S	18	73' 4"	22.34	66' 3"	20.18	30,551	865	26,030	706	661	532	468	
24-19S	19	76' 12"	23.46	69' 11"	21.30	32,192	912	27,430	744	697	560	493	
24-20S	20	80' 8"	24.58	73' 7"	22.42	33,833	958	28,830	782	732	589	518	

4" WIDE CORRUGATION, FLAT BOTTOM, STIFFENED GRAIN BINS

Diameter (feet) <small>Actual Diameter (feet) Actual Diameter (meters)</small>	Model No.	Tiers	Overall Height		Eave Height		Volume			Metric Tonnes (Compacted)			
			feet	meters	feet	meters	ft ³	m ³	Bushels (Compacted)	Wheat 770 kg/m ³	Corn 720 kg/m ³	Rice 580 kg/m ³	Sunflower 510 kg/m ³
27 26' 10" 8.19 m	27-05S	5	26' 6"	8.08	18' 7"	5.65	11,811	334	10,060	273	256	206	181
	27-06S	6	30' 2"	9.19	22' 3"	6.77	13,889	393	11,830	321	301	242	213
	27-07S	7	33' 10"	10.31	25' 11"	7.89	15,966	452	13,600	369	346	278	244
	27-08S	8	37' 6"	11.43	29' 7"	9.01	18,043	511	15,370	417	390	314	276
	27-09S	9	41' 2"	12.55	33' 3"	10.13	20,120	570	17,140	465	435	350	308
	27-10S	10	44' 10"	13.67	36' 11"	11.24	22,198	629	18,910	513	480	386	340
	27-11S	11	48' 6"	14.78	40' 7"	12.36	24,275	687	20,680	561	525	423	372
	27-12S	12	52' 2"	15.90	44' 3"	13.48	26,352	746	22,450	609	570	459	403
	27-13S	13	55' 10"	17.02	47' 11"	14.60	28,429	805	24,220	657	615	495	435
	27-14S	14	59' 6"	18.14	51' 7"	15.71	30,507	864	25,990	705	660	531	467
	27-15S	15	63' 2"	19.25	55' 3"	16.83	32,584	923	27,760	753	705	567	499
	27-16S	16	66' 10"	20.37	58' 11"	17.95	34,661	981	29,530	801	750	603	531
	27-17S	17	70' 6"	21.49	62' 7"	19.07	36,738	1,040	31,300	849	795	640	562
	27-18S	18	74' 2"	22.61	66' 3"	20.18	38,816	1,099	33,070	897	840	676	594
	27-19S	19	77' 10"	23.72	69' 11"	21.30	40,893	1,158	34,840	945	885	712	626
	27-20S	20	81' 6"	24.84	73' 7"	22.42	42,970	1,217	36,610	993	930	748	658
	27-21S	21	85' 2"	25.96	77' 3"	23.54	45,047	1,276	38,380	1,041	975	784	690
	27-22S	22	88' 10"	27.08	80' 11"	24.65	47,125	1,334	40,150	1,089	1,020	820	721
30 29' 10" 9.10 m	30-05S	5	27' 4"	8.34	18' 7"	5.65	14,767	418	12,580	341	320	257	226
	30-06S	6	31' 0"	9.46	22' 3"	6.77	17,331	491	14,770	401	375	302	265
	30-07S	7	34' 8"	10.58	25' 11"	7.89	19,896	563	16,950	460	431	346	305
	30-08S	8	38' 4"	11.69	29' 7"	9.01	22,460	636	19,140	519	486	391	344
	30-09S	9	42' 0"	12.81	33' 3"	10.13	25,025	709	21,320	578	542	436	383
	30-10S	10	45' 8"	13.93	36' 11"	11.24	27,589	781	23,510	638	597	480	422
	30-11S	11	49' 4"	15.05	40' 7"	12.36	30,154	854	25,690	697	653	525	462
	30-12S	12	53' 0"	16.16	44' 3"	13.48	32,718	926	27,880	756	708	570	501
	30-13S	13	56' 8"	17.28	47' 11"	14.60	35,283	999	30,060	815	764	614	540
	30-14S	14	60' 4"	18.40	51' 7"	15.71	37,847	1,072	32,250	875	819	659	579
	30-15S	15	64' 0"	19.52	55' 3"	16.83	40,412	1,144	34,430	934	875	704	619
	30-16S	16	67' 8"	20.63	58' 11"	17.95	42,976	1,217	36,620	993	930	748	658
	30-17S	17	71' 4"	21.75	62' 7"	19.07	45,541	1,290	38,800	1,053	986	793	697
	30-18S	18	75' 0"	22.87	66' 3"	20.18	48,105	1,362	40,990	1,112	1,041	837	736
	30-19S	19	78' 8"	23.99	69' 11"	21.30	50,670	1,435	43,180	1,171	1,097	882	776
	30-20S	20	82' 4"	25.10	73' 7"	22.42	53,234	1,507	45,360	1,230	1,152	927	815
	30-21S	21	86' 0"	26.22	77' 3"	23.54	55,799	1,580	47,550	1,290	1,208	971	854
	30-22S	22	89' 8"	27.34	80' 11"	24.65	58,363	1,653	49,730	1,349	1,263	1,016	893
30-23S	23	93' 4"	28.46	84' 7"	25.77	60,928	1,725	51,920	1,408	1,319	1,061	933	
30-24S	24	97' 0"	29.58	88' 3"	26.89	63,493	1,798	54,100	1,467	1,374	1,105	972	

NOTES

1. Grain bin volumes and capacities based on ASAE S413.1 DEC97.
2. Volume based on 28-degree angle of repose in roof, filled to a height 25 mm (1") below the eave height.
3. Bushel capacity is compacted 6%.

4" WIDE CORRUGATION, FLAT BOTTOM, STIFFENED GRAIN BINS

Diameter (feet) <small>Actual Diameter (feet) Actual Diameter (meters)</small>	Model No.	Tiers	Overall Height		Eave Height		Volume			Metric Tonnes (Compacted)			
			feet	meters	feet	meters	ft³	m³	Bushels (Compacted)	Wheat 770 kg/m³	Corn 720 kg/m³	Rice 580 kg/m³	Sunflower 510 kg/m³
33 32' 10" 10.01 m	33-05S	5	28' 3"	8.61	18' 7"	5.65	18,092	512	15,420	418	392	315	277
	33-06S	6	31' 11"	9.73	22' 3"	6.77	21,195	600	18,060	490	459	369	324
	33-07S	7	35' 7"	10.85	25' 11"	7.89	24,298	688	20,700	562	526	423	372
	33-08S	8	39' 3"	11.96	29' 7"	9.01	27,401	776	23,350	633	593	477	419
	33-09S	9	42' 11"	13.08	33' 3"	10.13	30,504	864	25,990	705	660	531	467
	33-10S	10	46' 7"	14.20	36' 11"	11.24	33,607	952	28,640	777	727	585	514
	33-11S	11	50' 3"	15.32	40' 7"	12.36	36,710	1,040	31,280	848	794	639	562
	33-12S	12	53' 11"	16.43	44' 3"	13.48	39,813	1,127	33,920	920	862	693	609
	33-13S	13	57' 7"	17.55	47' 11"	14.60	42,916	1,215	36,570	992	929	747	657
	33-14S	14	61' 3"	18.67	51' 7"	15.71	46,019	1,303	39,210	1,064	996	801	704
	33-15S	15	64' 11"	19.79	55' 3"	16.83	49,122	1,391	41,860	1,135	1,063	855	752
	33-16S	16	68' 7"	20.90	58' 11"	17.95	52,225	1,479	44,500	1,207	1,130	909	799
	33-17S	17	72' 3"	22.02	62' 7"	19.07	55,328	1,567	47,140	1,279	1,197	963	847
	33-18S	18	75' 11"	23.14	66' 3"	20.18	58,431	1,655	49,790	1,350	1,265	1,017	894
	33-19S	19	79' 7"	24.26	69' 11"	21.30	61,534	1,742	52,430	1,422	1,332	1,071	942
	33-20S	20	83' 3"	25.37	73' 7"	22.42	64,638	1,830	55,080	1,494	1,399	1,125	989
	33-21S	21	86' 11"	26.49	77' 3"	23.54	67,741	1,918	57,720	1,566	1,466	1,179	1,037
	33-22S	22	90' 7"	27.61	80' 11"	24.65	70,844	2,006	60,370	1,637	1,533	1,233	1,084
	33-23S	23	94' 3"	28.73	84' 7"	25.77	73,947	2,094	63,010	1,709	1,600	1,287	1,132
	33-24S	24	97' 11"	29.85	88' 3"	26.89	77,050	2,182	65,650	1,781	1,667	1,341	1,179
36 35' 10" 10.91 m	36-05S	5	29' 2"	8.88	18' 7"	5.65	21,797	617	18,570	504	472	379	334
	36-06S	6	32' 10"	10.00	22' 3"	6.77	25,490	722	21,720	589	552	444	390
	36-07S	7	36' 6"	11.12	25' 11"	7.89	29,183	826	24,870	674	632	508	447
	36-08S	8	40' 2"	12.23	29' 7"	9.01	32,876	931	28,010	760	711	572	503
	36-09S	9	43' 10"	13.35	33' 3"	10.13	36,569	1,036	31,160	845	791	637	560
	36-10S	10	47' 6"	14.47	36' 11"	11.24	40,261	1,140	34,310	931	871	701	616
	36-11S	11	51' 2"	15.59	40' 7"	12.36	43,954	1,245	37,450	1,016	951	765	673
	36-12S	12	54' 10"	16.70	44' 3"	13.48	47,647	1,349	40,600	1,101	1,031	829	729
	36-13S	13	58' 6"	17.82	47' 11"	14.60	51,340	1,454	43,750	1,187	1,111	894	786
	36-14S	14	62' 2"	18.94	51' 7"	15.71	55,033	1,558	46,890	1,272	1,191	958	842
	36-15S	15	65' 10"	20.06	55' 3"	16.83	58,726	1,663	50,040	1,357	1,271	1,022	899
	36-16S	16	69' 6"	21.17	58' 11"	17.95	62,419	1,768	53,190	1,443	1,351	1,087	956
	36-17S	17	73' 2"	22.29	62' 7"	19.07	66,112	1,872	56,330	1,528	1,431	1,151	1,012
	36-18S	18	76' 10"	23.41	66' 3"	20.18	69,805	1,977	59,480	1,613	1,511	1,215	1,069
	36-19S	19	80' 6"	24.53	69' 11"	21.30	73,497	2,081	62,630	1,699	1,591	1,280	1,125
	36-20S	20	84' 2"	25.64	73' 7"	22.42	77,190	2,186	65,770	1,784	1,671	1,344	1,182
	36-21S	21	87' 10"	26.76	77' 3"	23.54	80,883	2,290	68,920	1,869	1,750	1,408	1,238
	36-22S	22	91' 6"	27.88	80' 11"	24.65	84,576	2,395	72,070	1,955	1,830	1,472	1,295
	36-23S	23	95' 2"	29.00	84' 7"	25.77	88,269	2,499	75,210	2,040	1,910	1,537	1,351
	36-24S	24	98' 10"	30.11	88' 3"	26.89	91,962	2,604	78,360	2,125	1,990	1,601	1,408

4" WIDE CORRUGATION, FLAT BOTTOM, STIFFENED GRAIN BINS

Diameter (feet) <small>Actual Diameter (feet) Actual Diameter (meters)</small>	Model No.	Tiers	Overall Height		Eave Height		Volume			Metric Tonnes (Compacted)			
			feet	meters	feet	meters	ft ³	m ³	Bushels (Compacted)	Wheat 770 kg/m ³	Corn 720 kg/m ³	Rice 580 kg/m ³	Sunflower 510 kg/m ³
42 41' 9" 12.73 m	42-05S	5	30' 7"	9.33	18' 7"	5.65	30,393	861	25,900	702	658	529	465
	42-06S	6	34' 3"	10.45	22' 3"	6.77	35,420	1,003	30,180	819	767	617	542
	42-07S	7	37' 11"	11.57	25' 11"	7.89	40,446	1,145	34,460	935	875	704	619
	42-08S	8	41' 7"	12.68	29' 7"	9.01	45,472	1,288	38,750	1,051	984	792	696
	42-09S	9	45' 3"	13.80	33' 3"	10.13	50,499	1,430	43,030	1,167	1,093	879	773
	42-10S	10	48' 11"	14.92	36' 11"	11.24	55,525	1,572	47,310	1,283	1,202	967	850
	42-11S	11	52' 7"	16.04	40' 7"	12.36	60,552	1,715	51,600	1,399	1,310	1,054	927
	42-12S	12	56' 3"	17.15	44' 3"	13.48	65,578	1,857	55,880	1,516	1,419	1,142	1,004
	42-13S	13	59' 11"	18.27	47' 11"	14.60	70,605	1,999	60,160	1,632	1,528	1,229	1,081
	42-14S	14	63' 7"	19.39	51' 7"	15.71	75,631	2,142	64,440	1,748	1,637	1,317	1,158
	42-15S	15	67' 3"	20.51	55' 3"	16.83	80,657	2,284	68,730	1,864	1,746	1,404	1,235
	42-16S	16	70' 11"	21.62	58' 11"	17.95	85,684	2,426	73,010	1,980	1,854	1,492	1,312
	42-17S	17	74' 7"	22.74	62' 7"	19.07	90,710	2,569	77,290	2,097	1,963	1,579	1,389
	42-18S	18	78' 3"	23.86	66' 3"	20.18	95,737	2,711	81,580	2,213	2,072	1,667	1,466
	42-19S	19	81' 11"	24.98	69' 11"	21.30	100,763	2,853	85,860	2,329	2,181	1,754	1,542
	42-20S	20	85' 7"	26.10	73' 7"	22.42	105,790	2,996	90,140	2,445	2,289	1,842	1,619
	42-21S	21	89' 3"	27.21	77' 3"	23.54	110,816	3,138	94,430	2,561	2,398	1,929	1,696
	42-22S	22	92' 11"	28.33	80' 11"	24.65	115,843	3,280	98,710	2,677	2,507	2,017	1,773
	42-23S	23	96' 7"	29.45	84' 7"	25.77	120,869	3,423	102,990	2,794	2,616	2,104	1,850
	42-24S	24	100' 3"	30.57	88' 3"	26.89	125,895	3,565	107,270	2,910	2,725	2,192	1,927
48 47' 9" 14.55 m	48-05S	5	32' 5"	9.88	18' 7"	5.65	40,644	1,151	34,630	939	880	708	622
	48-06S	6	36' 1"	11.00	22' 3"	6.77	47,209	1,337	40,230	1,091	1,022	822	723
	48-07S	7	39' 9"	12.12	25' 11"	7.89	53,774	1,523	45,820	1,243	1,164	936	823
	48-08S	8	43' 5"	13.23	29' 7"	9.01	60,340	1,709	51,410	1,395	1,306	1,050	924
	48-09S	9	47' 1"	14.35	33' 3"	10.13	66,905	1,895	57,010	1,546	1,448	1,165	1,024
	48-10S	10	50' 9"	15.47	36' 11"	11.24	73,470	2,080	62,600	1,698	1,590	1,279	1,125
	48-11S	11	54' 5"	16.59	40' 7"	12.36	80,035	2,266	68,200	1,850	1,732	1,393	1,225
	48-12S	12	58' 1"	17.70	44' 3"	13.48	86,600	2,452	73,790	2,002	1,874	1,508	1,326
	48-13S	13	61' 9"	18.82	47' 11"	14.60	93,165	2,638	79,390	2,153	2,016	1,622	1,426
	48-14S	14	65' 5"	19.94	51' 7"	15.71	99,730	2,824	84,980	2,305	2,158	1,736	1,527
	48-15S	15	69' 1"	21.06	55' 3"	16.83	106,296	3,010	90,570	2,457	2,300	1,851	1,627
	48-16S	16	72' 9"	22.17	58' 11"	17.95	112,861	3,196	96,170	2,608	2,442	1,965	1,728
	48-17S	17	76' 5"	23.29	62' 7"	19.07	119,426	3,382	101,760	2,760	2,585	2,079	1,828
	48-18S	18	80' 1"	24.41	66' 3"	20.18	125,991	3,568	107,360	2,912	2,727	2,193	1,929
	48-19S	19	83' 9"	25.53	69' 11"	21.30	132,556	3,754	112,950	3,064	2,869	2,308	2,029
	48-20S	20	87' 5"	26.64	73' 7"	22.42	139,121	3,939	118,540	3,215	3,011	2,422	2,130
	48-21S	21	91' 1"	27.76	77' 3"	23.54	145,686	4,125	124,140	3,367	3,153	2,536	2,230
	48-22S	22	94' 9"	28.88	80' 11"	24.65	152,252	4,311	129,730	3,519	3,295	2,651	2,331
	48-23S	23	98' 5"	30.00	84' 7"	25.77	158,817	4,497	135,330	3,671	3,437	2,765	2,431
	48-24S	24	102' 1"	31.12	88' 3"	26.89	165,382	4,683	140,920	3,822	3,579	2,879	2,532

NOTES

1. Grain bin volumes and capacities based on ASAE S413.1 DEC97.
2. Volume based on 28-degree angle of repose in roof, filled to a height 25 mm (1") below the eave height.
3. Bushel capacity is compacted 6%.

4" WIDE CORRUGATION, FLAT BOTTOM, STIFFENED GRAIN BINS

Diameter (feet) <small>Actual Diameter (feet) Actual Diameter (meters)</small>	Model No.	Tiers	Overall Height		Eave Height		Volume			Metric Tonnes (Compacted)			
			feet	meters	feet	meters	ft ³	m ³	Bushels (Compacted)	Wheat 770 kg/m ³	Corn 720 kg/m ³	Rice 580 kg/m ³	Sunflower 510 kg/m ³
54 53' 9" 16.37 m	54-05S	5	33' 10"	10.32	18' 7"	5.65	52,639	1,491	44850	1,217	1,139	916	806
	54-06S	6	37' 6"	11.43	22' 3"	6.77	60,948	1,726	51930	1,409	1,319	1,061	933
	54-07S	7	41' 2"	12.55	25' 11"	7.89	69,257	1,961	59010	1,601	1,499	1,206	1,060
	54-08S	8	44' 10"	13.67	29' 7"	9.01	77,566	2,196	66090	1,793	1,679	1,350	1,187
	54-09S	9	48' 6"	14.79	33' 3"	10.13	85,875	2,432	73170	1,985	1,858	1,495	1,315
	54-10S	10	52' 2"	15.90	36' 11"	11.24	94,184	2,667	80250	2,177	2,038	1,640	1,442
	54-11S	11	55' 10"	17.02	40' 7"	12.36	102,493	2,902	87330	2,369	2,218	1,784	1,569
	54-12S	12	59' 6"	18.14	44' 3"	13.48	110,802	3,138	94410	2,561	2,398	1,929	1,696
	54-13S	13	63' 2"	19.26	47' 11"	14.60	119,111	3,373	101490	2,753	2,578	2,074	1,823
	54-14S	14	66' 10"	20.37	51' 7"	15.71	127,420	3,608	108570	2,945	2,758	2,218	1,951
	54-15S	15	70' 6"	21.49	55' 3"	16.83	135,729	3,843	115650	3,137	2,937	2,363	2,078
	54-16S	16	74' 2"	22.61	58' 11"	17.95	144,038	4,079	122730	3,329	3,117	2,508	2,205
	54-17S	17	77' 10"	23.73	62' 7"	19.07	152,347	4,314	129810	3,521	3,297	2,652	2,332
	54-18S	18	81' 6"	24.85	66' 3"	20.18	160,656	4,549	136890	3,713	3,477	2,797	2,459
	54-19S	19	85' 2"	25.96	69' 11"	21.30	168,965	4,785	143970	3,905	3,657	2,942	2,587
	54-20S	20	88' 10"	27.08	73' 7"	22.42	177,274	5,020	151050	4,097	3,836	3,086	2,714
	54-21S	21	92' 6"	28.20	77' 3"	23.54	185,583	5,255	158130	4,289	4,016	3,231	2,841
	54-22S	22	96' 2"	29.32	80' 11"	24.65	193,892	5,490	165210	4,481	4,196	3,376	2,968
	54-23S	23	99' 10"	30.43	84' 7"	25.77	202,201	5,726	172290	4,673	4,376	3,520	3,095
	54-24S	24	103' 6"	31.55	88' 3"	26.89	210,510	5,961	179370	4,865	4,556	3,665	3,223
60 59' 8" 18.19 m	60-05S	5	35' 11"	10.96	18' 7"	5.65	66,466	1,882	56630	1,536	1,438	1,157	1,017
	60-06S	6	39' 7"	12.07	22' 3"	6.77	76,724	2,173	65,380	1,773	1,660	1,336	1,174
	60-07S	7	43' 3"	13.19	25' 11"	7.89	86,982	2,463	74,120	2,010	1,882	1,514	1,332
	60-08S	8	46' 11"	14.31	29' 7"	9.01	97,240	2,754	82,860	2,247	2,104	1,693	1,489
	60-09S	9	50' 7"	15.43	33' 3"	10.13	107,498	3,044	91,600	2,485	2,326	1,871	1,646
	60-10S	10	54' 3"	16.54	36' 11"	11.24	117,756	3,334	100,340	2,722	2,548	2,050	1,803
	60-11S	11	57' 11"	17.66	40' 7"	12.36	128,014	3,625	109,080	2,959	2,770	2,229	1,960
	60-12S	12	61' 7"	18.78	44' 3"	13.48	138,272	3,915	117,820	3,196	2,992	2,407	2,117
	60-13S	13	65' 3"	19.90	47' 11"	14.60	148,530	4,206	126,560	3,433	3,214	2,586	2,274
	60-14S	14	68' 11"	21.01	51' 7"	15.71	158,788	4,496	135,300	3,670	3,436	2,764	2,431
	60-15S	15	72' 7"	22.13	55' 3"	16.83	169,046	4,787	144,040	3,907	3,658	2,943	2,588
	60-16S	16	76' 3"	23.25	58' 11"	17.95	179,304	5,077	152,780	4,144	3,880	3,122	2,745
	60-17S	17	79' 11"	24.37	62' 7"	19.07	189,562	5,368	161,520	4,381	4,102	3,300	2,902
	60-18S	18	83' 7"	25.48	66' 3"	20.18	199,820	5,658	170,260	4,618	4,324	3,479	3,059
	60-19S	19	87' 3"	26.60	69' 11"	21.30	210,078	5,949	179,010	4,855	4,546	3,657	3,216
	60-20S	20	90' 11"	27.72	73' 7"	22.42	220,336	6,239	187,750	5,092	4,768	3,836	3,373
	60-21S	21	94' 7"	28.84	77' 3"	23.54	230,594	6,530	196,490	5,330	4,990	4,014	3,530
	60-22S	22	98' 3"	29.95	80' 11"	24.65	240,852	6,820	205,230	5,567	5,212	4,193	3,687
	60-23S	23	101' 11"	31.07	84' 7"	25.77	251,110	7,111	213,970	5,804	5,434	4,372	3,844

4" WIDE CORRUGATION, FLAT BOTTOM, COMMERCIAL GRAIN BINS

Diameter (feet) <small>Actual Diameter (feet) Actual Diameter (meters)</small>	Model No.	Tiers	Overall Height		Eave Height		Volume			Metric Tonnes (Compacted)			
			feet	meters	feet	meters	ft³	m³	Bushels (Compacted)	Wheat 770 kg/m³	Corn 720 kg/m³	Rice 580 kg/m³	Sunflower 510 kg/m³
48 47' 9" 14.55 m	48-07C	7	38' 0"	11.59	25' 11"	7.89	53,774	1,523	45,820	1,243	1,164	936	823
	48-08C	8	41' 8"	12.71	29' 7"	9.01	60,340	1,709	51,410	1,395	1,306	1,050	924
	48-09C	9	45' 4"	13.83	33' 3"	10.13	66,905	1,895	57,010	1,546	1,448	1,165	1,024
	48-10C	10	49' 0"	14.94	36' 11"	11.24	73,470	2,080	62,600	1,698	1,590	1,279	1,125
	48-11C	11	52' 8"	16.06	40' 7"	12.36	80,035	2,266	68,200	1,850	1,732	1,393	1,225
	48-12C	12	56' 4"	17.18	44' 3"	13.48	86,600	2,452	73,790	2,002	1,874	1,508	1,326
	48-13C	13	60' 0"	18.30	47' 11"	14.60	93,165	2,638	79,390	2,153	2,016	1,622	1,426
	48-14C	14	63' 8"	19.42	51' 7"	15.71	99,730	2,824	84,980	2,305	2,158	1,736	1,527
	48-15C	15	67' 4"	20.53	55' 3"	16.83	106,296	3,010	90,570	2,457	2,300	1,851	1,627
	48-16C	16	71' 0"	21.65	58' 11"	17.95	112,861	3,196	96,170	2,608	2,442	1,965	1,728
	48-17C	17	74' 8"	22.77	62' 7"	19.07	119,426	3,382	101,760	2,760	2,585	2,079	1,828
	48-18C	18	78' 4"	23.89	66' 3"	20.18	125,991	3,568	107,360	2,912	2,727	2,193	1,929
	48-19C	19	82' 0"	25.00	69' 11"	21.30	132,556	3,754	112,950	3,064	2,869	2,308	2,029
	48-20C	20	85' 8"	26.12		22.42	139,121	3,939	118,540	3,215	3,011	2,422	2,130
	48-21C	21	89' 4"	27.24	77' 3"	23.54	145,686	4,125	124,140	3,367	3,153	2,536	2,230
	48-22C	22	93' 0"	28.36	80' 11"	24.65	152,252	4,311	129,730	3,519	3,295	2,651	2,331
	48-23C	23	96' 8"	29.47	84' 7"	25.77	158,817	4,497	135,330	3,671	3,437	2,765	2,431
	48-24C	24	100' 4"	30.59	88' 3"	26.89	165,382	4,683	140,920	3,822	3,579	2,879	2,532
	48-25C	25	104' 0"	31.71	91' 11"	28.01	171,947	4,869	146,510	3,974	3,721	2,993	2,632
	48-26C	26	107' 8"	32.83	95' 7"	29.12	178,512	5,055	152,110	4,126	3,863	3,108	2,733
54 53' 9" 16.37 m	54-07C	7	39' 9"	12.11	25' 11"	7.89	69,257	1,961	59,010	1,601	1,499	1,206	1,060
	54-08C	8	43' 5"	13.22	29' 7"	9.01	77,566	2,196	66,090	1,793	1,679	1,350	1,187
	54-09C	9	47' 1"	14.34	33' 3"	10.13	85,875	2,432	73,170	1,985	1,858	1,495	1,315
	54-10C	10	50' 9"	15.46	36' 11"	11.24	94,184	2,667	80,250	2,177	2,038	1,640	1,442
	54-11C	11	54' 5"	16.58	40' 7"	12.36	102,493	2,902	87,330	2,369	2,218	1,784	1,569
	54-12C	12	58' 1"	17.69	44' 3"	13.48	110,802	3,138	94,410	2,561	2,398	1,929	1,696
	54-13C	13	61' 9"	18.81	47' 11"	14.60	119,111	3,373	101,490	2,753	2,578	2,074	1,823
	54-14C	14	65' 5"	19.93	51' 7"	15.71	127,420	3,608	108,570	2,945	2,758	2,218	1,951
	54-15C	15	69' 1"	21.05	55' 3"	16.83	135,729	3,843	115,650	3,137	2,937	2,363	2,078
	54-16C	16	72' 9"	22.16	58' 11"	17.95	144,038	4,079	122,730	3,329	3,117	2,508	2,205
	54-17C	17	76' 5"	23.28	62' 7"	19.07	152,347	4,314	129,810	3,521	3,297	2,652	2,332
	54-18C	18	80' 1"	24.40	66' 3"	20.18	160,656	4,549	136,890	3,713	3,477	2,797	2,459
	54-19C	19	83' 9"	25.52	69' 11"	21.30	168,965	4,785	143,970	3,905	3,657	2,942	2,587
	54-20C	20	87' 5"	26.63	73' 7"	22.42	177,274	5,020	151,050	4,097	3,836	3,086	2,714
	54-21C	21	91' 1"	27.75	77' 3"	23.54	185,583	5,255	158,130	4,289	4,016	3,231	2,841
	54-22C	22	94' 9"	28.87	80' 11"	24.65	193,892	5,490	165,210	4,481	4,196	3,376	2,968
	54-23C	23	98' 5"	29.99	84' 7"	25.77	202,201	5,726	172,290	4,673	4,376	3,520	3,095
	54-24C	24	102' 1"	31.10	88' 3"	26.89	210,510	5,961	179,370	4,865	4,556	3,665	3,223
	54-25C	25	105' 9"	32.22	91' 11"	28.01	218,819	6,196	186,450	5,057	4,736	3,809	3,350
	54-26C	26	109' 5"	33.34	95' 7"	29.12	227,128	6,432	193,530	5,249	4,915	3,954	3,477

NOTES

1. Grain bin volumes and capacities based on ASAE S413.1 DEC97.
2. Volume based on 28-degree angle of repose in roof, filled to a height 25 mm (1") below the eave height.
3. Bushel capacity is compacted 6%.

4" WIDE CORRUGATION, FLAT BOTTOM, COMMERCIAL GRAIN BINS

Diameter (feet) <small>Actual Diameter (feet) Actual Diameter (meters)</small>	Model No.	Tiers	Overall Height		Eave Height		Volume			Metric Tonnes (Compacted)			
			feet	meters	feet	meters	ft³	m³	Bushels (Compacted)	Wheat 770 kg/m³	Corn 720 kg/m³	Rice 580 kg/m³	Sunflower 510 kg/m³
60 59' 8" 18.19 m	60-07C	7	41' 4"	12.61	25' 11"	7.89	86,982	2,463	74,120	2,010	1,882	1,514	1,332
	60-08C	8	45' 0"	13.73	29' 7"	9.01	97,240	2,754	82,860	2,247	2,104	1,693	1,489
	60-09C	9	48' 8"	14.84	33' 3"	10.13	107,498	3,044	91,600	2,485	2,326	1,871	1,646
	60-10C	10	52' 4"	15.96	36' 11"	11.24	117,756	3,334	100,340	2,722	2,548	2,050	1,803
	60-11C	11	56' 0"	17.08	40' 7"	12.36	128,014	3,625	109,080	2,959	2,770	2,229	1,960
	60-12C	12	59' 8"	18.20	44' 3"	13.48	138,272	3,915	117,820	3,196	2,992	2,407	2,117
	60-13C	13	63' 4"	19.31	47' 11"	14.60	148,530	4,206	126,560	3,433	3,214	2,586	2,274
	60-14C	14	67' 0"	20.43	51' 7"	15.71	158,788	4,496	135,300	3,670	3,436	2,764	2,431
	60-15C	15	70' 8"	21.55	55' 3"	16.83	169,046	4,787	144,040	3,907	3,658	2,943	2,588
	60-16C	16	74' 4"	22.67	58' 11"	17.95	179,304	5,077	152,780	4,144	3,880	3,122	2,745
	60-17C	17	78' 0"	23.78	62' 7"	19.07	189,562	5,368	161,520	4,381	4,102	3,300	2,902
	60-18C	18	81' 8"	24.90	66' 3"	20.18	199,820	5,658	170,260	4,618	4,324	3,479	3,059
	60-19C	19	85' 4"	26.02	69' 11"	21.30	210,078	5,949	179,010	4,855	4,546	3,657	3,216
	60-20C	20	89' 0"	27.14	73' 7"	22.42	220,336	6,239	187,750	5,092	4,768	3,836	3,373
	60-21C	21	92' 8"	28.25	77' 3"	23.54	230,594	6,530	196,490	5,330	4,990	4,014	3,530
	60-22C	22	96' 4"	29.37	80' 11"	24.65	240,852	6,820	205,230	5,567	5,212	4,193	3,687
	60-23C	23	100' 0"	30.49	84' 7"	25.77	251,110	7,111	213,970	5,804	5,434	4,372	3,844
	60-24C	24	103' 8"	31.61	88' 3"	26.89	261,368	7,401	222,710	6,041	5,656	4,550	4,001
	60-25C	25	107' 4"	32.72	91' 11"	28.01	271,626	7,692	231,450	6,278	5,878	4,729	4,158
	60-26C	26	111' 0"	33.84	95' 7"	29.12	281,884	7,982	240,190	6,515	6,100	4,907	4,315
72 71' 7" 21.83 m	72-07C	7	44' 11"	13.68	25' 11"	7.89	129,515	3,667	110,360	2,993	2,803	2,255	1,983
	72-08C	8	48' 7"	14.80	29' 7"	9.01	144,287	4,086	122,950	3,335	3,123	2,512	2,209
	72-09C	9	52' 3"	15.92	33' 3"	10.13	159,058	4,504	135,530	3,676	3,442	2,769	2,435
	72-10C	10	55' 11"	17.04	36' 11"	11.24	173,830	4,922	148,120	4,018	3,762	3,026	2,661
	72-11C	11	59' 7"	18.15	40' 7"	12.36	188,602	5,341	160,710	4,359	4,082	3,283	2,887
	72-12C	12	63' 3"	19.27	44' 3"	13.48	203,373	5,759	173,290	4,700	4,401	3,541	3,113
	72-13C	13	66' 11"	20.39	47' 11"	14.60	218,145	6,177	185,880	5,042	4,721	3,798	3,339
	72-14C	14	70' 7"	21.51	51' 7"	15.71	232,916	6,595	198,470	5,383	5,041	4,055	3,566
	72-15C	15	74' 3"	22.63	55' 3"	16.83	247,688	7,014	211,050	5,725	5,360	4,312	3,792
	72-16C	16	77' 11"	23.74	58' 11"	17.95	262,459	7,432	223,640	6,066	5,680	4,569	4,018
	72-17C	17	81' 7"	24.86	62' 7"	19.07	277,231	7,850	236,230	6,407	6,000	4,826	4,244
	72-18C	18	85' 3"	25.98	66' 3"	20.18	292,003	8,269	248,810	6,749	6,319	5,084	4,470
	72-19C	19	88' 11"	27.10	69' 11"	21.30	306,774	8,687	261,400	7,090	6,639	5,341	4,696
	72-20C	20	92' 7"	28.21	73' 7"	22.42	321,546	9,105	273,990	7,432	6,959	5,598	4,922
	72-21C	21	96' 3"	29.33	77' 3"	23.54	336,317	9,523	286,570	7,773	7,278	5,855	5,148
	72-22C	22	99' 11"	30.45	80' 11"	24.65	351,089	9,942	299,160	8,114	7,598	6,112	5,374
	72-23C	23	103' 7"	31.57	84' 7"	25.77	365,860	10,360	311,750	8,456	7,918	6,369	5,601
	72-24C	24	107' 3"	32.68	88' 3"	26.89	380,632	10,778	324,330	8,797	8,237	6,626	5,827
	72-25C	25	110' 11"	33.80	91' 11"	28.01	395,404	11,197	336,920	9,139	8,557	6,884	6,053
	72-26C	26	114' 7"	34.92	95' 7"	29.12	410,175	11,615	349,510	9,480	8,877	7,141	6,279

4" WIDE CORRUGATION, FLAT BOTTOM, COMMERCIAL GRAIN BINS

Diameter (feet) <small>Actual Diameter (feet) Actual Diameter (meters)</small>	Model No.	Tiers	Overall Height		Eave Height		Volume			Metric Tonnes (Compacted)			
			feet	meters	feet	meters	ft ³	m ³	Bushels (Compacted)	Wheat 770 kg/m ³	Corn 720 kg/m ³	Rice 580 kg/m ³	Sunflower 510 kg/m ³
75 74' 7" 22.74 m	75-07C	7	45' 10"	13.96	25' 11"	7.89	141,689	4,012	120,730	3,275	3,066	2,467	2,169
	75-08C	8	49' 6"	15.08	29' 7"	9.01	157,717	4,466	134,390	3,645	3,413	2,746	2,414
	75-09C	9	53' 2"	16.20	33' 3"	10.13	173,746	4,920	148,050	4,016	3,760	3,025	2,660
	75-10C	10	56' 10"	17.31	36' 11"	11.24	189,774	5,374	161,700	4,386	4,107	3,304	2,905
	75-11C	11	60' 6"	18.43	40' 7"	12.36	205,802	5,828	175,360	4,757	4,454	3,583	3,150
	75-12C	12	64' 2"	19.55	44' 3"	13.48	221,830	6,282	189,020	5,127	4,801	3,862	3,396
	75-13C	13	67' 10"	20.67	47' 11"	14.60	237,858	6,735	202,680	5,497	5,148	4,141	3,641
	75-14C	14	71' 6"	21.78	51' 7"	15.71	253,886	7,189	216,330	5,868	5,494	4,420	3,887
	75-15C	15	75' 2"	22.90	55' 3"	16.83	269,915	7,643	229,990	6,238	5,841	4,699	4,132
	75-16C	16	78' 10"	24.02	58' 11"	17.95	285,943	8,097	243,650	6,609	6,188	4,978	4,377
	75-17C	17	82' 6"	25.14	62' 7"	19.07	301,971	8,551	257,310	6,979	6,535	5,257	4,623
	75-18C	18	86' 2"	26.25	66' 3"	20.18	317,999	9,005	270,960	7,350	6,882	5,536	4,868
	75-19C	19	89' 10"	27.37	69' 11"	21.30	334,027	9,459	284,620	7,720	7,229	5,815	5,113
	75-20C	20	93' 6"	28.49	73' 7"	22.42	350,055	9,912	298,280	8,091	7,576	6,094	5,359
	75-21C	21	97' 2"	29.61	77' 3"	23.54	366,084	10,366	311,940	8,461	7,923	6,373	5,604
	75-22C	22	100' 10"	30.72	80' 11"	24.65	382,112	10,820	325,590	8,831	8,269	6,652	5,849
	75-23C	23	104' 6"	31.84	84' 7"	25.77	398,140	11,274	339,250	9,202	8,616	6,931	6,095
	75-24C	24	108' 2"	32.96	88' 3"	26.89	414,168	11,728	352,910	9,572	8,963	7,210	6,340
	75-25C	25	111' 10"	34.08	91' 11"	28.01	430,196	12,182	366,570	9,943	9,310	7,489	6,585
	75-26C	26	115' 6"	35.19	95' 7"	29.12	446,225	12,636	380,220	10,313	9,657	7,768	6,831
90 89' 6" 27.29 m	90-07C	7	50' 1"	15.26	25' 11"	7.89	212,356	6,013	180,950	4,908	4,596	3,697	3,251
	90-08C	8	53' 9"	16.37	29' 7"	9.01	235,436	6,667	200,610	5,441	5,095	4,099	3,604
	90-09C	9	57' 5"	17.49	33' 3"	10.13	258,517	7,320	220,280	5,975	5,595	4,501	3,957
	90-10C	10	61' 1"	18.61	36' 11"	11.24	281,597	7,974	239,950	6,508	6,094	4,902	4,311
	90-11C	11	64' 9"	19.73	40' 7"	12.36	304,678	8,628	259,610	7,042	6,594	5,304	4,664
	90-12C	12	68' 5"	20.84	44' 3"	13.48	327,758	9,281	279,280	7,575	7,093	5,706	5,017
	90-13C	13	72' 1"	21.96	47' 11"	14.60	350,839	9,935	298,950	8,109	7,593	6,108	5,371
	90-14C	14	75' 9"	23.08	51' 7"	15.71	373,920	10,588	318,610	8,642	8,092	6,510	5,724
	90-15C	15	79' 5"	24.20	55' 3"	16.83	397,000	11,242	338,280	9,176	8,592	6,911	6,077
	90-16C	16	83' 1"	25.31	58' 11"	17.95	420,081	11,895	357,950	9,709	9,091	7,313	6,431
	90-17C	17	86' 9"	26.43	62' 7"	19.07	443,161	12,549	377,610	10,242	9,591	7,715	6,784
	90-18C	18	90' 5"	27.55	66' 3"	20.18	466,242	13,203	397,280	10,776	10,090	8,117	7,137
	90-19C	19	94' 1"	28.67	69' 11"	21.30	489,322	13,856	416,950	11,309	10,590	8,519	7,491
	90-20C	20	97' 9"	29.79	73' 7"	22.42	512,403	14,510	436,610	11,843	11,089	8,921	7,844
	90-21C	21	101' 5"	30.90	77' 3"	23.54	535,484	15,163	456,280	12,376	11,589	9,322	8,197
	90-22C	22	105' 1"	32.02	80' 11"	24.65	558,564	15,817	475,950	12,910	12,088	9,724	8,551
	90-23C	23	108' 9"	33.14	84' 7"	25.77	581,645	16,470	495,610	13,443	12,588	10,126	8,904
	90-24C	24	112' 5"	34.26	88' 3"	26.89	604,725	17,124	515,280	13,977	13,087	10,528	9,257
	90-25C	25	116' 1"	35.37	91' 11"	28.01	627,806	17,777	534,950	14,510	13,587	10,930	9,611
	90-26C	26	119' 9"	36.49	95' 7"	29.12	650,886	18,431	554,610	15,043	14,086	11,331	9,964

NOTES

1. Grain bin volumes and capacities based on ASAE S413.1 DEC97.
2. Volume based on 28-degree angle of repose in roof, filled to a height 25 mm (1") below the eave height.
3. Bushel capacity is compacted 6%.

4" WIDE CORRUGATION, FLAT BOTTOM, COMMERCIAL GRAIN BINS

Diameter (feet) <small>Actual Diameter (feet) Actual Diameter (meters)</small>	Model No.	Tiers	Overall Height		Eave Height		Volume			Metric Tonnes (Compacted)			
			feet	meters	feet	meters	ft ³	m ³	Bushels <small>(Compacted)</small>	Wheat <small>770 kg/m³</small>	Corn <small>720 kg/m³</small>	Rice <small>580 kg/m³</small>	Sunflower <small>510 kg/m³</small>
105 104' 5" 31.83 m	105-07C	7	54' 4"	16.57	25' 11"	7.89	300,368	8,505	255,940	6,942	6,500	5,229	4,598
	105-08C	8	58' 0"	17.69	29' 7"	9.01	331,784	9,395	282,710	7,668	7,180	5,776	5,079
	105-09C	9	61' 8"	18.80	33' 3"	10.13	363,199	10,285	309,480	8,394	7,860	6,323	5,560
	105-10C	10	65' 4"	19.92	36' 11"	11.24	394,614	11,174	336,250	9,120	8,540	6,870	6,041
	105-11C	11	69' 0"	21.04	40' 7"	12.36	426,029	12,064	363,020	9,846	9,220	7,417	6,522
	105-12C	12	72' 8"	22.16	44' 3"	13.48	457,444	12,953	389,780	10,573	9,900	7,964	7,003
	105-13C	13	76' 4"	23.28	47' 11"	14.60	488,860	13,843	416,550	11,299	10,580	8,511	7,484
	105-14C	14	80' 0"	24.39	51' 7"	15.71	520,275	14,733	443,320	12,025	11,259	9,058	7,964
	105-15C	15	83' 8"	25.51	55' 3"	16.83	551,690	15,622	470,090	12,751	11,939	9,604	8,445
	105-16C	16	87' 4"	26.63	58' 11"	17.95	583,105	16,512	496,860	13,477	12,619	10,151	8,926
	105-17C	17	91' 0"	27.75	62' 7"	19.07	614,521	17,401	523,630	14,203	13,299	10,698	9,407
	105-18C	18	94' 8"	28.86	66' 3"	20.18	645,936	18,291	550,400	14,929	13,979	11,245	9,888
	105-19C	19	98' 4"	29.98	69' 11"	21.30	677,351	19,180	577,160	15,655	14,659	11,792	10,369
	105-20C	20	102' 0"	31.10	73' 7"	22.42	708,766	20,070	603,930	16,381	15,339	12,339	10,850
	105-21C	21	105' 8"	32.22	77' 3"	23.54	740,181	20,960	630,700	17,107	16,019	12,886	11,331
	105-22C	22	109' 4"	33.33	80' 11"	24.65	771,597	21,849	657,470	17,833	16,698	13,433	11,812
	105-23C	23	113' 0"	34.45	84' 7"	25.77	803,012	22,739	684,240	18,559	17,378	13,980	12,293

4" WIDE CORRUGATION, HOPPER BOTTOM GRAIN BINS

Diameter (feet) <small>Actual Diameter (feet) Actual Diameter (meters)</small>	Model No.	Tiers	Overall Height		Eave Height		Volume			Metric Tonnes (Compacted)			
			feet	meters	feet	meters	ft ³	m ³	Bushels (Compacted)	Wheat 770 kg/m ³	Corn 720 kg/m ³	Rice 580 kg/m ³	Sunflower 510 kg/m ³
15 14' 11" 4.55 m	15-04H	4	28' 0"	8.53	14' 10"	4.52	3,187	90	2,690	73	68	55	48
	15-05H	5	31' 8"	9.65	18' 6"	5.64	3,828	108	3,231	88	82	66	58
	15-06H	6	35' 4"	10.77	22' 2"	6.75	4,469	127	3,772	102	96	77	68
	15-07H	7	39' 0"	11.89	25' 10"	7.87	5,110	145	4,313	117	109	88	77
	15-08H	8	42' 8"	13.01	29' 6"	8.99	5,751	163	4,854	132	123	99	87
	15-09H	9	46' 4"	14.12	33' 2"	10.11	6,392	181	5,395	146	137	110	97
18 17' 11" 5.46 m	18-04H	4	30' 2"	9.19	14' 10"	4.52	4,760	135	4,018	109	102	82	72
	18-05H	5	33' 10"	10.30	18' 6"	5.64	5,684	161	4,797	130	122	98	86
	18-06H	6	37' 6"	11.42	22' 2"	6.75	6,607	187	5,577	151	141	114	100
	18-07H	7	41' 2"	12.54	25' 10"	7.87	7,530	213	6,356	172	161	130	114
	18-08H	8	44' 10"	13.66	29' 6"	8.99	8,453	239	7,135	194	181	146	128
	18-09H	9	48' 6"	14.77	33' 2"	10.11	9,377	266	7,914	215	201	162	142
21 20' 11" 6.37 m	21-04H	4	32' 3"	9.83	14' 10"	4.52	6,713	190	5,666	154	144	116	102
	21-05H	5	35' 11"	10.94	18' 6"	5.64	7,970	226	6,727	183	171	137	121
	21-06H	6	39' 7"	12.06	22' 2"	6.75	9,226	261	7,788	211	197	159	140
	21-07H	7	43' 3"	13.18	25' 10"	7.87	10,483	297	8,848	240	224	181	159
	21-08H	8	46' 11"	14.30	29' 6"	8.99	11,740	332	9,909	269	251	202	178
	21-09H	9	50' 7"	15.42	33' 2"	10.11	12,996	368	10,970	298	278	224	197
24 23' 10" 7.28 m	24-0H	4	35' 0"	10.66	14' 10"	4.52	9,074	257	7,659	208	194	156	138
	24-05H	5	38' 8"	11.78	18' 6"	5.64	10,715	303	9,044	245	229	185	162
	24-06H	6	42' 4"	12.90	22' 2"	6.75	12,356	350	10,429	283	265	213	187
	24-07H	7	46' 0"	14.01	25' 10"	7.87	13,997	396	11,815	321	300	241	212
	24-08H	8	49' 8"	15.13	29' 6"	8.99	15,639	443	13,200	358	335	270	237
	24-09H	9	53' 4"	16.25	33' 2"	10.11	17,280	489	14,585	396	370	298	262
27 26' 10" 8.19 m	27-04H	4	37' 11"	11.55	14' 10"	4.52	11,870	336	10,019	272	254	205	180
	27-05H	5	41' 7"	12.67	18' 6"	5.64	13,947	395	11,772	319	299	241	211
	27-06H	6	45' 3"	13.78	22' 2"	6.75	16,024	454	13,525	367	343	276	243
	27-07H	7	48' 11"	14.90	25' 10"	7.87	18,102	513	15,279	414	387	312	274
	27-08H	8	52' 7"	16.02	29' 6"	8.99	20,179	571	17,032	462	432	348	306
	27-09H	9	56' 3"	17.14	33' 2"	10.11	22,256	630	18,785	510	476	384	337

NOTES

1. Grain bin volumes and capacities based on ASAE S413.1 DEC97.
2. Volume based on 28-degree angle of repose in roof, filled to a height 25 mm (1") below the eave height.
3. Bushel capacity is compacted 6%.



GRAINGUARD 

215 Barons Street
Nobleford, Alberta
Canada T0L 1S0

800.565.2840
sales@aginobleford.com
grainguard.com

AGI 
AG GROWTH INTERNATIONAL